



PLATINUM
SERIES

EVERY LAST DETAIL
OWNERS MANUAL



“In developing Platinum we’ve created the definitive Monitor Audio loudspeaker. There is no finer expression of the dedication to sound quality, design and engineering that has driven our adventure and innovation for over three decades. We’ve proved once again that there is no preconception that cannot be challenged, no rule beyond question. By refining new materials and technologies, we’re getting closer to perfection. Our quest for audio purity has found a new champion.”

Dean Hartley
Technical Director

Owner Information

Model:

Finish:

Product Serial Number:

Date of Purchase:

Local Dealer Address:

CONTENTS

COMPANY HISTORY	1
PLATINUM, THE NEW FLAGSHIP	2
MUIRHEAD HISTORY	3-4
CARE AND MAINTENANCE	5
CLEANING THE LEATHER	5
TECHNOLOGIES	
C-CAM®	6
RDT® MID-RANGE AND BASS DRIVERS	8
C-CAM® RIBBON TRANSDUCER	10
ARC	11
HIVE® II	11
CABINET CONSTRUCTION	12
EVERY LAST DETAIL	12
PL100	14
PL300	16
PLC350	18
PLW-15	20
PL100 STAND	21
PLC350 STAND	22
WIRING CONFIGURATION	23
POSITIONING	24-25
FINE TUNING	26
RUNNING IN	26
TOOL BOX	27
RECYCLING	28
SPECS	29-31
GUARANTEE & SERVICE	32
EU DECLARATION OF CONFORMITY	33

Company History

Since 1972, Monitor Audio's near fanatical commitment to quality in every aspect of loudspeaker design coupled with its willingness to innovate has inspired global recognition and acclaim. Daring to challenge design orthodoxy has been its signature approach.

When Monitor Audio launched its R352MD loudspeaker – the first model to incorporate a metal dome tweeter - it caused quite a stir. Until that time, most metal domes were single-metal types made from copper or titanium and virtually all sounded unconvincing. The R352 used an aluminium-magnesium alloy dome and sounded significantly better and smoother than all of its single-metal rivals. It also incorporated ferro-fluid damping/cooling of the metal voice-coil former and a vented voice coil mechanism for better heat dissipation. These radical design elements formed the basis for successive generations of C-CAM® metal domes.

By consistently refining and applying the technology, Monitor Audio has become the world's foremost proponent of metal dome drivers. Monitor Audio designs and builds its own cabinets and crossovers as well, so that it can optimise the incomparable blend of virtues that makes Monitor Audio loudspeakers unique: clean, dynamic sound, superior build quality and innovative design. And because they share a philosophy of excellence and a consistency of quality and voicing, loudspeakers of different types: on-wall, in-wall, floor and stand-mounting, may be used together to create the perfect blend of colour and shape for any room.

In the strength and depth of Monitor Audio's evolving product portfolio, the ideal of a universal whole-house loudspeaker brand finds true expression. Decades of accumulated expertise and knowledge have refined the rare mix of innovation, reliability and sheer performance that has propelled the brand to global status and on which aficionados of music and movie sound have come to rely.

Platinum. The new Flagship of Monitor Audio

Platinum is Monitor Audio's new flagship range. It is the culmination of many years R&D by the award winning design engineering team within Monitor Audio. The Platinum Series is the result of 'blue sky' thinking in driver technology and cabinet construction, involving radical new materials, processes and designs. Supremely esoteric in nature, the range sets new standards of aesthetic quality and performance in its class.

Platinum's innovatively shaped cabinets are finished in a rich piano black lacquer, exotic Santos Rosewood and Ebony natural wood veneers, which are hand selected and veneered to the cabinet after construction to ensure a seamless finish. They are then coated with eleven layers of clear gloss polyester lacquer. The front Baffles are hand upholstered in Muirhead, Strathspey leather and fitted with new custom developed drive units including, in a departure from tradition, a C-CAM® ribbon high frequency transducer.



Muirhead History

The company's history can be traced back to 1758. In the 18th century, John Muirhead was exporting chamois and glove leather to America. After some years of economic depression, John turned to making glue from the raw skins and this business prospered until about 1820. John's son James took over the business in 1826 on his father's death. James had thirteen children, the youngest of which was Andrew.

Andrew had learnt much in his father's skin and glue works and when the business was transferred to him in 1840 he named it, "Andrew Muirhead & Co". In 1870 the company moved to its present site, Dalmarnock Works, formerly a flax and jute mill.

Since that time the company concentrated its production of upholstery leathers in conjunction with case, bag and shoe leathers. Over time the company's upholstery leather achieved worldwide recognition and is presently exported to over 30 countries. Case, bag and shoe leathers were phased out of production in the 1960's to allow the company to meet the demand for its high performance leathers.

Today the company is acknowledged as the largest supplier of quality upholstery leathers to the airline industry, supplying over forty airline and aircraft manufacturers globally. Upholstery leathers for quality contract and domestic seating and specialist automotive application still remain the largest proportion of production with many bespoke and specialist applications also being catered for.

Natural Leather Characteristics

Real leather is a natural product. It breathes, is warm and has individual characteristics, which make each hide unique. Leather will always bear the marks of its natural origin and these characteristics can show as healed scars, growth marks, areas of differing fibre density and hair pore structure. These hallmarks in no way detract from the wearing qualities of the leather. They are signs discerning owners cherish when buying leather. With the passing of time and use, it develops a patina which enhances its beauty.

Monitor Audio Ltd. therefore cannot guarantee that the leather on each speaker will be identical in colour, texture or aging properties. We can only assure you that the very best products have been selected and used.



Care and Maintenance of Cabinets and Leather

The high gloss finish of the cabinet can be maintained by regular dusting using a soft cloth or micro fibre cloth. Should you feel the need to use a polish we would recommend an abrasive free polish such as a good quality furniture polish. Always apply the polish to the cloth and use sparingly to avoid contaminating the leather or drive units. The drive units should only be cleaned with a damp cloth if more than normal dusting is required.

Cleaning of leather is perhaps something that is given too much emphasis. Leather furniture in a normal domestic environment should require little attention and any cleaning should be done only when necessary. It is not essential to the life of leather that it should be cleaned regularly, but at the same time an accumulation of dirt and grease over a long period is undesirable and obviously, the longer it is left the more difficult it will be to remove. Dirt is abrasive and over a period of time in extreme circumstances will cause the removal of the protective coating. Cleaning as described below is advisable.

Cleaning of Finished Leather

Use a cloth soaked in a mild soap/water solution (not detergent) and wring it out until damp. Apply the cloth to the surface of the leather in a light circular motion, turning the cloth regularly. Avoid an aggressive rubbing action. Repeat with a damp cloth rinsed in clean warm water. To improve the life of the leather, follow these few helpful hints.

- Allow to dry and then lightly polish using a clean, dry soft cloth.
- Don't use cleaning fluids and preparations.
- Don't over clean - leather really doesn't take much looking after.
- Don't use wax/spray polishes - upholstery leather is not the same as shoe leather. Wax polishes and furniture spray often contain silicone which will, in time, produce an unpleasant sticky feel to the leather.
- Don't feed - modern leathers do not require 'feeding'. Despite this, there is much encouragement to use so-called hide foods, care kits, saddle soaps and waxes - avoid them all.

TECHNOLOGIES

Ceramic Coated Aluminium/Magnesium (C-CAM®)

All the radiating surfaces of the Platinum drivers are formed from C-CAM, a material originally developed by the aerospace industry for engine components. Its properties make it ideal for loudspeaker cones: extremely rigid, yet light enough to yield high overall efficiency. In manufacture, the aluminium/magnesium alloy undergoes stress-relieving processes to remove surface deformation and molecular weakness. Once formed, the alloy cone undergoes a high temperature anodic coating process, in which a layer of pure ceramic (alumina) is deposited onto its surfaces to give a completely rigid exterior. Conventional cone materials are liable to flex (break-up) in operation, producing a significant level of audible distortion. C-CAM cones have a much higher resistance to bending stress and therefore exhibit much greater fidelity.





RDT® (Rigid Diaphragm Technology) Mid-range and Bass Drivers


The bass and mid-range driver cones use RDT, a unique technology developed specifically by Monitor Audio's engineers for the Platinum series loudspeakers.

Designed to reduce mass and increase cone stiffness, RDT applies ultra-thin skins of C-CAM to a core of honeycomb Nomex material, creating a structure which is extremely light but more rigid than a steel plate. At only 40µm thick, the C-CAM skins are half the thickness of a human hair, yet when bonded to the hexagonal honeycomb core they form an RDT cone, which is 150 times more rigid than a single layer of 200µm C-CAM alloy, but with a fraction of the overall mass. These properties allow the cone to operate as a lightening-fast piston for a clearer more natural sound. The cone's new concave geometry has been refined by FEA engineering to provide a smooth frequency response and eradicate break-up.

To optimise the performance of the RDT cone, Monitor Audio has developed motor systems in which a focused magnetic gap and copper eddy rings work together to produce a higher level of linearity and lower distortion than was previously possible. Magnet plates and poles are CNC machined to very precise standards in order to provide ultimate consistency.

The Platinum mid-range driver utilises an 'under hung' voice coil design to further optimise linearity and reduce distortion. High energy NeFeB rare earth magnets are used to provide high efficiency and a large 2" (50mm) voice coil is specified to handle high power input and dynamic impulses. Its RDT cone is directly driven by the voice coil to provide a seamless mid-range and a natural integration with the bass and high frequency drivers.

The Platinum bass drivers use long-throw voice coil windings to provide large excursions at high power levels. The 8" (200mm) bass drivers employ dual spider arrangements to provide stability at high excursions. Their direct-drive RDT cones have no dust cap or joints to interfere with the driver response over the working band.



Platinum C-CAM® High Frequency Ribbon Transducer.

A pure ribbon tweeter is highly regarded in the world of high-end audio as being the best way to reproduce ultra-high frequencies and provide the most life-like transient response. While this belief is well supported by fundamental physics, one listen will tell you that this driver is very special indeed.


Platinum's ribbon tweeter design uses an ultra-thin sandwich of C-CAM alloy suspended in a powerful transverse magnetic field of high energy NeFeB rare earth magnets. The ribbon serves as both voice coil and radiating diaphragm, with every part of the ribbon driven directly and simultaneously without energy storage. Having a mass of just 18mg, its diaphragm is able to start and stop in an instant, producing a transient response capable of defining the leading edges and expressing the natural decay of complex musical sounds and all their harmonics. Specified to reach ultra-high frequencies up to an elusive 100 kHz, Platinum's magical ribbon tweeter will reproduce with ease every last nuance and detail from high resolution audio formats such as DVD-A and SACD, together with the wider bandwidth of HD-DVD™* and Blu-Ray™**.

*HD-DVD™ is a trademark of Toshiba International Corporation.

**Blu-Ray™ is a trademark of Sony Corporation.

ARC® (Anti-Resonance Composite) Baffles, Plinths and Mid-Range Driver Housings

The front baffles, plinths and mid-range driver housings for the Platinum series loudspeakers are cast from hi-tech ARC material, a thermo-set polymer loaded with minerals to provide extremely inert, optimally-damped components. Refined for Platinum by Monitor Audio's engineers, this type of material is used in high-tech automotive applications and is ideal for acoustic design, where a high degree of structural rigidity and vibration damping is required. The ARC material is cast to form a Tapered Line Enclosure (TLE) for Platinum's mid-range drivers. The TLE is a tapered enclosure, designed to prevent the propagation of standing waves and modal resonances.



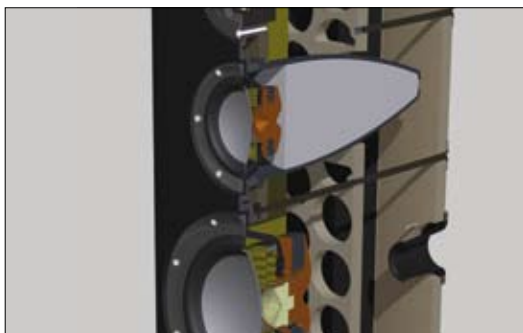
HiVe® II High Velocity Reflex Port

Platinum employs a new type of port technology, which uses a straight rifled design to accelerate air flow and reduce turbulence. HiVe II technology has the ability to move air in and out of the cabinet more quickly than a conventional port, bringing powerful bass coupled with a superior transient response.



Cabinet Construction

The cabinets are constructed using exquisite real wood veneers* applied to MDF-ply laminates shaped to form a rigid one piece shell. Internally, the sides are non-regular, preventing the formation of standing waves. Monitor Audio has developed a uniquely engineered 'pin-hole' internal bracing structure for the Platinum series, positioned to provide rigidity and integrity with minimum air movement resistance. Cabinet bracing is further enhanced by high tensile steel bolts that tie front and back panels to the 'pin-hole' brace which are tightened to a specific torque in order to tune out un-desirable resonances. Bitumastic damping material is applied to all internal cabinet walls to provide a further level of resonance damping.



Every Last Detail

WBT Platinum Signature contact terminals are considered to be of the highest quality available. Precision-machined and plated with pure platinum, they provide very low contact resistance and the best possible reliability. They feature accurate fine-pitch adjustment and are suitable for heavy duty cables with spade, 4mm plug or bare wire connection.

To provide secure, yet minimal contact with the floor, adjustable spiked feet are used. Machined to the finest tolerances from high-grade alloy and anodized to the most exacting standards, the feet accept 'bullet' spikes of high tensile steel, chrome-plated to a mirror finish. A non-slip rubber pad is integrated within the foot design, when sited on hard or solid wood flooring.

*Except for the Piano Black Lacquer finish.

P L 1 0 0



PL100

A compact two-way loudspeaker featuring one 6.5" (165mm) RDT bass-mid driver and C-CAM ribbon transducer. The PL100 has the superior bass definition and articulate mid-range of the most accurate studio monitors, and its ability to generate the deepest bass frequencies will redefine expectations of a small speaker. Tonally, the PL100 is supremely accurate, communicating a lifelike neutrality across its astonishingly wide frequency range. A rigid cabinet construction, coupled with proprietary bracing techniques and damping technologies provide the optimum environment for its ultra-low distortion drivers, providing a sound which is remarkably transparent and rich in natural expression. The PL100's C-CAM ribbon tweeter extends its response way beyond the auditory threshold to capture the ultra-high harmonic frequencies that are part of the natural spectrum of sounds, preserving the entire micro-dynamic character of every performance. It's lightning-fast RDT bass driver will reproduce the power and scale of dramatic passages with a transient response to match the ribbon tweeter, ensuring consistent phase and breathtaking fidelity throughout the frequency band. The PL100 is a truly compact, wideband speaker capable of reproducing accurately the most demanding of music and film scores.

The PL100 comes with a pressed, open mesh grille. This is invisibly held in place by high strength neo-dynium magnets embedded within the, ARC baffle to give a clean finish to the front. The grille is generally self-aligning when placed on the baffle, however, some fine adjustment may be required.

For speaker positioning and connection options, please refer to page 23 - 26

Using the PL100's Without the Monitor Audio Stand

Within the packaging of the PL100 you will find 8 self adhesive rubber disks. These are designed to be used when the PL100 is positioned either on a bookshelf or a stand by an alternative manufacturer. They isolate the speaker and help to prevent it from moving along the surface due to the externally mounted inserts.

Place them around the insert as illustrated to the right >



P L 3 0 0



PL300

Standing at nearly 1.2m tall, the PL300 is a majestic three-way floor-standing loudspeaker comprising of two 8" (200mm) RDT bass drivers, one 4" (100mm) RDT mid-range driver and a C-CAM high frequency ribbon transducer. It possesses the ability to generate the power and scale required to fill a larger room with awe-inspiring sound. Jaw-dropping dynamics, combined with class leading agility give the PL300 the power to paint the widest and most detailed of sonic pictures. Through the application of advanced technologies, sound balance is neutral, lifelike and totally refined. The PL300 is a true wide-bandwidth speaker system whose range from 28Hz-100KHz is unrivalled in its class. Between 550Hz and 4KHz, the PL300's ultra-light and rigid RDT mid-range driver operates with lightening-fast precision to provide a remarkable transient response, aided by its dedicated, proprietary Tapered Line Enclosure (TLE). Precision cast from ARC material, the TLE provides a very inert, well damped chamber, whose shape is designed to prevent the formation of standing waves, which impair the operation of the driver. To further reduce colouration by preventing the release of residual energy to the main cabinet, the TLE chamber is decoupled from the main cabinet housing by rubber isolation materials. The twin RDT bass drivers are engineered to produce high excursions with extremely low signal distortion. Even at high power outputs the PL300 will remain composed and free from any sign of distortion or fatigue.



Further evidence of Platinum's no-compromise design philosophy is revealed by the 'outboard' location of the PL300's crossover, which is mounted in the cast ARC plinth to eliminate magnetic interference and provide acoustic de-coupling from the speaker itself. The ARC plinth also houses the bi-wire WBT terminals and provides convenient floor level access.

The PL300 comes with a pressed, open mesh grille. This is invisibly held in place by high strength neo-dynium magnets embedded within the ARC baffle to give a clean finish to the front. The grille is generally self aligning when placed on the baffle, however, some fine adjustment may be required.

For speaker positioning and connection options, please refer to pages 23-26

P L C 3 5 0



PLC350

PLC350 is a substantial three-way, four driver centre channel speaker with the same driver complement as the PL300. Armed with drivers and Platinum series technologies of such potency, the PLC350 is able to reproduce frequencies from 32Hz to 100 kHz - arguably the widest bandwidth of any centre speaker available. The range virtues of an utterly neutral tonal balance and low distortion and cabinet colouration make the PLC350 perfect for reproducing crystal clear dialogue. Given that at least sixty per cent of the information generated by a home theatre system is reproduced by the centre-channel speaker, the value of having as accomplished a design as the PLC350 in the role cannot be overstated. For a seamless transition of audio within the front soundstage of a Platinum home theatre system, the PLC350's tonal character and performance matches perfectly that of the PL300, to generate a truly immersive, dynamic and enriching multi-channel experience.

The PLC350 comes with a pressed, open mesh grille. This is invisibly held in place by high strength neo-dynium magnets embedded within the ARC baffle to give a clean finish to the front. The grille is generally self aligning when placed on the baffle, however, some fine adjustment may be required.

For speaker positioning and connection options, please refer to pages 23-26

P L W - 1 5



PLW-15

Underpinning the drama and scintillating musical vitality of a Platinum multichannel speaker system is the PLW-15, a range-matching sub-bass engine endowed with all the quality, virtuosity and excellence that defines the marque. Capable of releasing the deepest frequencies recorded on disc, the PLW-15 will drive performances of music and film with an utterly breathtaking authority. Its 15" (381mm) long-throw C-CAM driver is triple-suspended in a rigid die-cast alloy chassis. A massive double-stack magnet motor system with a 4" (101.6mm) voice coil provides the ultimate linearity and control required to reproduce the clean seismic 16Hz tones that you feel more than you hear. Powered by the staggering continuous force from the onboard Class D amplifier, the driver has the speed and integrity to complement the performance of its range counterparts, creating the foundation for a seamless wideband sound field, rich in natural dynamism, texture and tonality.

With the convenience of remote control, the PLW-15's subterranean potency can be fine-tuned to the loudspeaker system using sophisticated digital filters, and to room acoustics with a range of advanced DSP adjustments, including a ten band parametric EQ and no fewer than four preset EQ positions. Its response can be optimised to meet the specific demands of music and film sound through individual input settings.

The PLW-15's talent for room-matching is also expressed by the lustre of its beautifully compact and curvaceous cabinet, resplendent in a choice of Platinum veneers and radially braced and damped to enhance structural integrity.

Blending power and finesse with superb aesthetics, the PLW-15 introduces a sensational new dimension to the experience of sound in the home, which celebrates the raw energy and compelling quality of genuinely deep bass.

For full specifications and installation instructions for the PLW-15, please refer to the separate PLW-15 Owners Manual.

PL100 Stand

Optional, dedicated floor stands incorporating acoustically damped structures and decoupled acoustic mounting points are available, which can be bolted directly to the PL100 cabinet for increased stability and performance. The PL100 stand allows an increased level of tilt to provide optimum set up and positioning. The stand has an ARC cast base incorporating adjustable spiked feet to provide secure, yet minimal, contact with the floor. Machined to the finest tolerances from high-grade alloy and anodized to the most exacting standards, the feet accept 'bullet' spikes of hi-tensile steel, chrome-plated to a mirror finish. A non-slip rubber pad is integrated within the foot design, when sited on hard or solid wood flooring.

For full instructions on assembling the stands, please refer to the PL100 Stand Assembly Instructions supplied with the PL100 stand.



PLC350 Stand

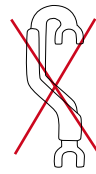
A dedicated two-pillar stand for the PLC350 is available to provide straight or tilted positioning for optimum set-up.

Incorporating acoustically damped structures and decoupled acoustic mounting points. The stand has an ARC cast base incorporating specially engineered adjustable feet to provide secure, yet minimal contact with the floor. Machined to the finest tolerances from high-grade alloy and anodized to the most exacting standards, the feet accept 'bullet' spikes of hi-tensile steel, chrome-plated to a mirror finish. A non-slip rubber pad is integrated within the foot design, when sited on hard or solid wood flooring.

For full instructions on assembling the stands, please refer to the PLC350 Stand Assembly Instructions supplied with the PLC350 stand.



Wiring configuration

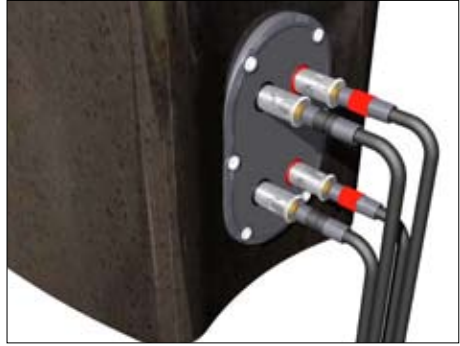


PL100

Single Wired



Bi-Wired




PL300

Single Wired



Bi-Wired



PLC350

Single Wired



Bi-Wired



Positioning

The positioning for the Platinum Loudspeakers will be different for every single application. This is due to the individual room's acoustic properties and personal preference; every room is different. We can advise you on ideal positioning as best as we can draw from years of loudspeaker experience.

None of the Platinum Series speakers are shielded. This means that if positioned too close to a CRT television screen, distortion can occur. When positioning them next to a CRT television be sure to site them far enough away to avoid distortion to the screen.

PL100

When the PL100 is used with the Monitor Audio bespoke stands, the height of the speakers should be so that the tweeter is approximately ear height. If this cannot be achieved, the listening angle can be adjusted to fire them direct at the listening position. This is achieved by adjusting the feet on the front and back of the stands. The same applies when not using our stands, however, adjustment is limited to that of the particular stand used.

When used in 2 channel, they should be positioned approximately the same distance apart as you sit from them, approximately 20 -50 cm from the rear wall and a minimum of 50cm from side walls.

If you must have your speakers further apart than the ideal, 'toeing' them in a bit more to a centre point can help to create the optimum central sweet spot.

For further positioning suggestions please refer to the images on page 25

PL300

When used in 2 channel they should be positioned approximately the same distance apart as you sit from them, approximately 0.5 - 1.5m from the rear wall and a minimum of 1m from side walls.

If you must have your speakers further apart than the ideal, 'toeing' them in a bit more can help to create the optimum central 'sweet spot'.

For further positioning suggestions please refer to the images on page 25

PLC350

For those with acoustically invisible screens, the centre channel should be placed behind it (in the middle), again ideally with the tweeter at ear height or no more than 5°. The Monitor Audio PLC350 stand can be modified to tilt the loud speaker upwards. This is achieved by swapping the front and back speaker supports to provide a steeper angle. To do this, please refer to the stand assembly instructions.

If you are using another type of display system, place the centre channel directly below (again in the middle) of the screen. Once again, the listening angle can be adjusted accordingly by following the assembly instructions with the stand.


For further positioning suggestions please refer to the images page 25

Positioning Suggestions

PL100 Stereo



PL300 Stereo



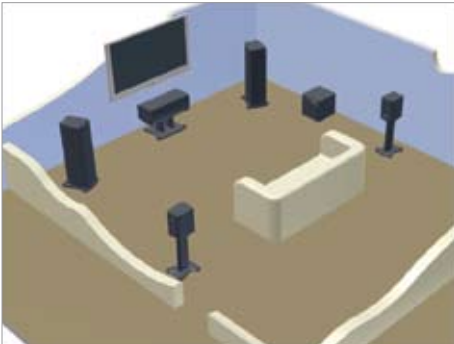
PL100 5.1 AV



PL300/PL100 5.1 AV



PL300/PL100 5.1 AV



PL300/PL100 7.1 AV



Fine Tuning

Fine tuning of your Platinum loudspeakers can be achieved in a number of ways, depending on personal taste. Moving the loudspeakers further from rear and side walls will reduce the bass, but add depth. The opposite will happen if you move them closer to rear or side walls.

The slightest change to the position of the speaker, whether it is by moving it closer to a wall or by toeing it in or out slightly, can effect the sound reproduction.

Soft furnishings within a room can have an effect on sound reproduction. Increasing the number of soft furnishings can temper any apparent harshness. Conversely, if sound appears dull, reducing the quantity will improve the sound.

Running-In

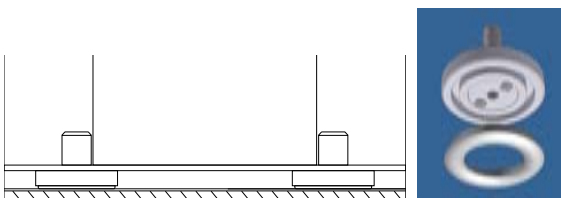
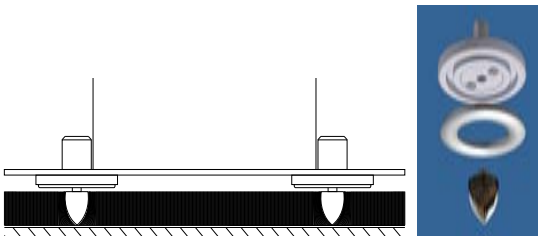
As with all loudspeakers, the Platinum Series Loudspeakers require a certain amount of running-in time before the very best and optimum performance is achieved. A running-in period of approximately 100 hours should be adequate. A gradual improvement will be noticed throughout this period. The time required will depend on the conditions in which they were originally stored (cold or warm), and general household conditions (again, cold or warm).

During the running in period play them at approximately half of your normal listening level so that the drive units are not overstressed.

Tool Box



1. Platinum cleaning cloth
2. Screwdriver (5mm): for feet adjustment
3. Screwdriver (2,5mm): for driver clamps
4. Sprit level
5. Storage location for bi-wire links when removed for bi-wiring/
bi-amping



Re-cycling

Disposal of Waste Electrical and Electronic Equipment (WEEE) by User in Private Households in the EU

This symbol on the product or accessories indicates that they must not be disposed of with your household waste. Instead it is your responsibility to dispose of your waste equipment by handing it over to a designated collection point for recycling WEEE. The separate collection and recycling of your waste equipment will help conserve natural resources and ensure that it is recycled in a manner that protects human health and the environment.

For more specific information about where you can take your equipment for recycling please contact your local city/ council office, your local waste disposal service or the outlet where you purchased your Platinum product.



RoHS Declaration of Conformity

Directive 2002/95/EC of the European Parliament and of the Council on the restriction of the use of certain hazardous substances in electrical and electronic equipment, January 2003.

Background

The RoHS directive restricts the use of Lead (Pb), Cadmium (Cd), Mercury (Hg), hexavalent Chromium (CrVI), polybrominated biphenyl (PBB) compounds, and polybrominated diphenyl ether (PBDE) compounds in electrical and electronic equipment sold in the European Union.



MODEL**PL100**

Frequency Response.	42Hz - 100kHz
Sensitivity (1W@1m). dB	88
Nominal Impedance. ohms	4
Maximum S.P.L dBA (per pair)	112.6
Power Handling (R.M.S) watts	120
Recommended Amplifier Requirements (R.M.S) watts	50-120
Bass Alignment	Ported. HiVe® II technology
Mid/ H.F Crossover Frequency. Hz	2800
Bass Low Pass Crossover Frequency. Hz	N/A
Drive Unit Complement	1 x 6.5" RDT® Bass/mid-range driver 1 x C-CAM® high frequency ribbon transducer
External Dimensions - Cabinet	Height: 370mm (14 9/16 inches) Width: 225mm (8 7/8 inches) Depth: 285mm (11 1/4 inches)
Stand External Dimensions – Including Plinth & Feet	Height: 615mm (24 3/16 inches) Width: 340mm (13 3/8 inches) Depth: 365mm (14 3/8 inches)
PL100 Weight (each) Excluding Stands	11.75 Kg (25lbs)



MODEL**PL300**

Frequency Response.	28Hz - 100kHz
Sensitivity (1W@1m). dB	90
Nominal Impedance. ohms	4
Maximum S.P.L dBA (per pair)	118.6
Power Handling (R.M.S) watts	300
Recommended Amplifier Requirements (R.M.S) watts	100-300
Bass Alignment	Twin Ported HiVe® II technology Sealed Mid-range TLE®
Mid/ H.F Crossover Frequency. Hz	4000
Bass Low Pass Crossover Frequency. Hz	550
Drive Unit Complement	2 x 8" long-throw RDT® bass drivers 1 x 4" RDT® mid-range driver 1 x C-CAM® high frequency ribbon transducer
External Dimensions - Excluding Plinth.	Height: 1080mm (41 5/16 inches) Width: 288mm (11 5/16 inches) Depth: 368mm (14 1/2 inches)
External Dimensions – Including Plinth & Feet	Height: 1113mm (43 13/16 inches) Width: 410mm (16 1/8 inches) Depth: 470 mm (18 1/2 inches)
PL300 Weight (each) Including Plinth	43.2 Kg (95.2 lbs)



MODEL**PLC350**

Frequency Response.	32Hz- 100kHz
Sensitivity (1W@1m). dB	90
Nominal Impedance. ohms	4
Maximum S.P.L dBA (per pair)	117.8
Power Handling (R.M.S) watts	250
Recommended Amplifier Requirements (R.M.S) watts	100-250
Bass Alignment	Twin Ported HiVe®II technology Sealed Mid-range TLE®
Mid/ H.F Crossover Frequency. Hz	4000
Bass Low Pass Crossover Frequency. Hz	550
Drive Unit Complement	2 x 8" long-throw RDT® bass drivers 1 x 4" RDT® mid-range driver 1 x C-CAM® high frequency ribbon transducer
External Dimensions - Cabinet	Width: 800mm (31 1/2 inches) Hight: 288mm (11 5/16 inches) Depth: 368mm (14 1/2 inches)
Stand External Dimensions – Including Plinth & Feet	Width: 610mm (24 inches) Hight: 335mm (13 13/16 inches) Depth: 463mm (18 1/4 inches)
PLC350 Weight (each) Excluding Stands	33.5 Kg (73.8 lbs)



Guarantee and Service

Valid upon completion of the incorporated warranty card and its return within 30 days of purchase.

This equipment has been fully tested prior to dispatch from the factory. Both the craftsmanship and the performance of this product is guaranteed against manufacturing defects for the period of five years from the date of purchase (see conditions below), provided that the product was supplied by an authorised Monitor Audio retailer under the consumer sale agreement. (The words 'consumer sale' shall be construed in accordance with section 15 of the supply of goods act 1973). Monitor Audio accepts no responsibility for defects arising from accident, misuse, abuse, failure of ancillary equipment, wear and tear, modification or operation outside of that specified within this instruction manual. Neither will responsibility be accepted for damage or loss occurring during transit to or from the parties claiming under this guarantee.

This guarantee covers both labour and parts. The liability of Monitor Audio is limited to the cost of repair or replacement of the defective parts (at the discretion of Monitor Audio) and under no circumstances extends to consequential losses or damage.

Claims under this Guarantee

Contact should be made to the original dealer. If this is not possible, please contact Monitor Audio for your nearest authorised Monitor Audio Platinum Dealer. If you have any difficulties complying with these requirements please contact us at the following address:

Platinum Customer Service
Monitor Audio Ltd.
24 Brook Road
Brook Road Industrial Estate
Rayleigh
Essex
SS6 7XL
England

Tel: 44 (0) 1268 740580
Fax: 44 (0) 1268 740589
Internet: www.platinumseries.co.uk
Email: platinum.info@monitoraudio.co.uk

This guarantee does not affect the statutory rights of the consumer under UK law.

Data Protection

We at Monitor Audio are committed to respecting the wishes and privacy of our customers. Any information you provide will be held in the strictest confidence and only used within the Monitor Audio organisation for the provision of services such as warranty claims or spare parts.

We may wish to contact you in the future to ensure you are happy with the products and standards of service we provide and to keep you up-to-date with the latest products and promotions we have to offer.

Should you wish not to be contacted by us either by post, e-mail or phone, please tick the box on the warranty card. Alternatively you can request not to be contacted in future by writing to Customer Service, at the address above.

Declaration of Conformity
Low Voltage Directive 2006/95/EC
Electromagnetic Compatibility Directive 89/336/EEC

We, Monitor Audio Ltd.
24 Brook Road
Rayleigh
Essex
SS6 7XL
England



Declare in own responsibility, that the products described in this manual are in compliance with technical standards:

EN 61000-6-1 : 2001
EN 61000-6-3 : 2001
EN 55020 : 2002
EN 55013 : 2001

A handwritten signature in black ink, appearing to read 'D Hartley', written over a light blue horizontal line.

Dean Hartley (Technical Director)
Monitor Audio Ltd
England



Monitor Audio Ltd
24 Brook Road,
Brook Road Ind. Est,
Rayleigh
Essex, SS6 7XL
England
Tel: + 44 (0)1268 740580
Fax: + 44 (0)1268 740589
Email: info@monitoraudio.co.uk

monitoraudio.co.uk

Designed in the United Kingdom

Printed in the UK